STANDARD KITCHEN MATRIX

Mastercraft® Index

- These setting out dimensions are based on 40mm thick worktops.
- All dimensions shown are in millimetres.
- All dimensions here refer to fascia sizes unless stated otherwise.
- Studio unit & tower unit options are shown on the next page.
- With appliances, follow the manufacturer's installation instructions, particularly for hob-to-extractor/hood distances & ventilation.
- **Check individual kitchen range contents for availability of specific fascia sizes & door types**.

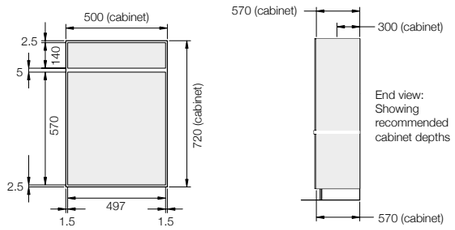

2150MM TALL HEIGHT SOLUTIONS

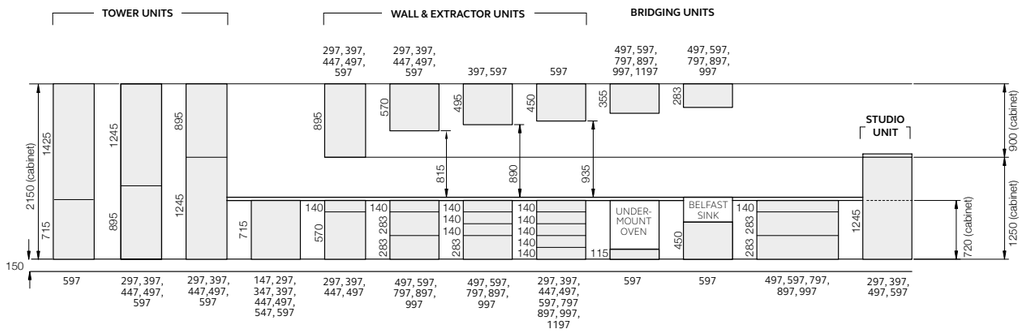

1970MM MEDIUM HEIGHT SOLUTIONS

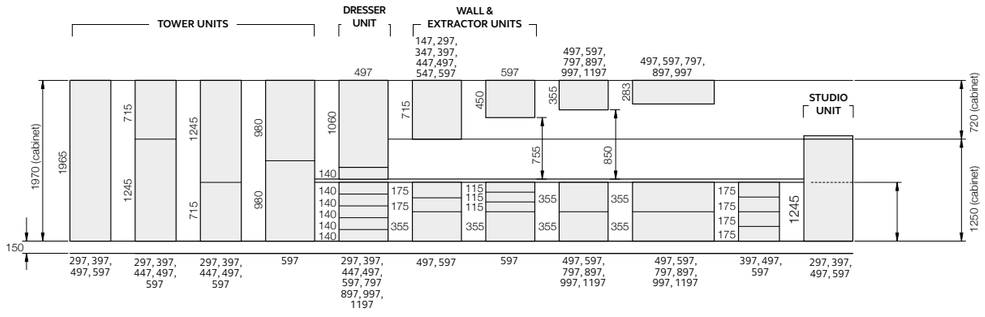

1825MM LOW HEIGHT SOLUTIONS

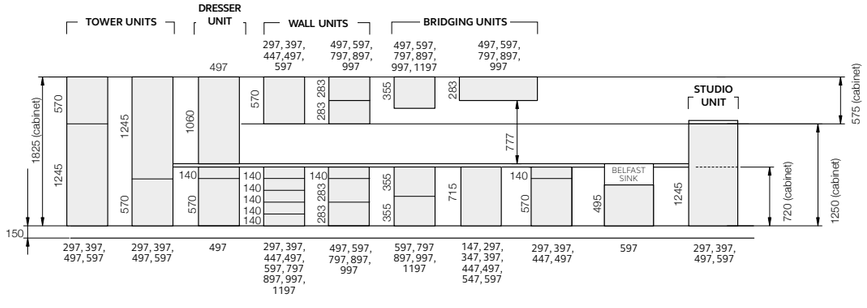

TOWER & STUDIO KITCHEN MATRIX

- All appliance units here are 600mm wide. Dimensions shown in brackets refer to appliance aperture heights (the distance between fascias).
- To reduce an aperture to the exact size, cut trimmer panels from a 597mm wide drawer fascia. The appliance shelf position must be correctly calculated to ensure appropriate appliance fascia positioning.
- Allow gaps between the appliance and cabinet fascias. These are typically 3mm between horizontally adjacent fascias and 5mm between vertically adjacent fascias.
- Follow the appliance manufacturer's installation instructions carefully. Allow proper clearances & ventilation below & behind the appliance (typically 50mm high/deep).
- **Check individual kitchen range contents for availability of specific fascia sizes & door types**.

2150MM TALL TOWER SOLUTIONS

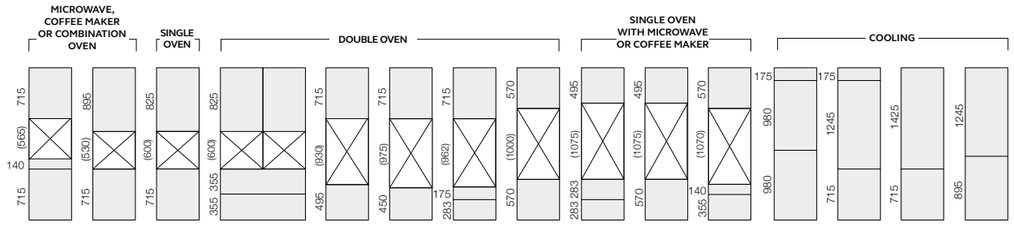

1970MM MEDIUM TOWER SOLUTIONS

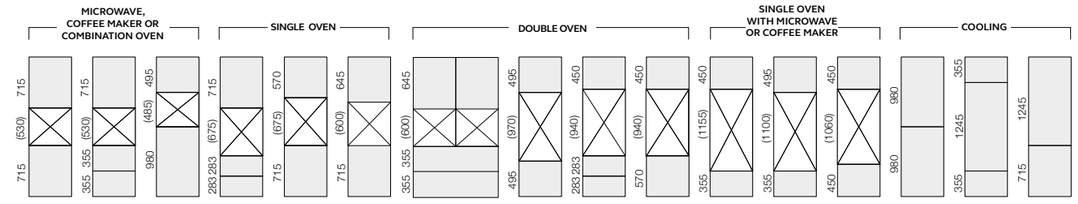

1825MM LOW TOWER SOLUTIONS

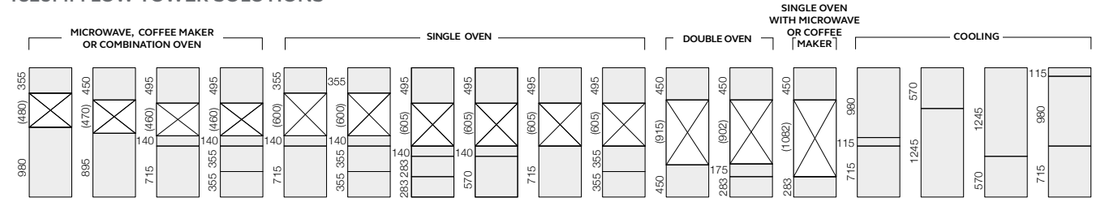

1250MM STUDIO SOLUTIONS

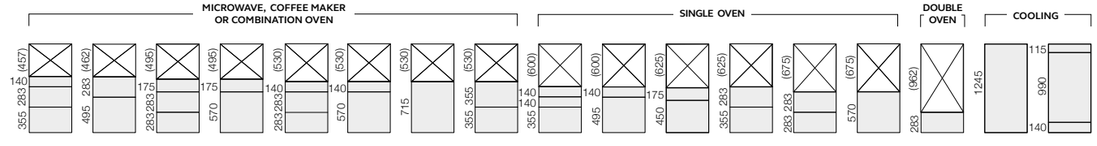

TECHNICAL GUIDE